



सै होमोपैथीक मेडिकल कॉलेज व नित्यानंद हॉस्पिटल

(Approved by C.C.H., New Delhi, Recog. by State Govt. of Maharashtra. Affiliated to M.U.H.S. Nashik.)

Dugad Phata, Tal. Bhiwandi, Dist. Thane - 421 302 (M.S.) ☎ : 02522-288877, Fax : 02522-288808

E-mail : saihmc@rediffmail.com | Website : www.saihmc.com | Mob.: 8855931432 / 7499998554

Ref. No.: JMT / SHMC /

Date : / /

College Name	Sai Homoeopathic Medical College & Nityanand Hospital	
Department Name	Surgery	
Area of Department :-	46.98sq. mt	
Faculty List		
Sr. No.	Name of Teacher	Designation
1	Dr. Kavita Malpani	Associate Professor
2	Dr. Mukund Jadhav	Assistant Professor
3	Dr. Priyanka Patil	Assistant Professor
3	Dr. Vinayak Joshi	Guest Professor

Department Area

Sr. No.	Area	As Per MSR	College
	Total Area	60.00 sq. mt	46.98 sq. mt
1	Department Room		Available
2	Museum cum demonstration room		Available
3	Clinical discussion room		Available
4	Departmental Library		Available
5	Equipment as Specified in Schedule III of MSR		Available

Distribution of Lectures & Demonstration 3rd Year

Sr. No.	Name of the Staff	Lectures	Demonstration
1	Dr. Kavita Malpani	12	-
2	Dr. Mukund Jadhav	18	28
3	Dr. Vinayak Joshi	10	-
4.	Dr. Priyanka Patil	-	32
	Total	40	60

Distribution of Lectures & Demonstration 2nd Year

Sr. No.	Name of the Staff	Lectures	Demonstration
1	Dr. Kavita Malpani	24	11
2	Dr. Mukund Jadhav	30	08
3	Dr. Priyanka Patil	21	10
	Total	75	29



Principal
Sai Homoeopathic Medical College
and Nityanand Hospital

CHARTS

Sr.no.	Name	quantity
1	D/D of swelling or examination of swelling	1
2	Types of ulcer or classification of ulcer	1
3	Hernia classification	1
4	Types of injury	1
5	Sinusoid fistula	1
6	Classification of burn and rule of nine in burns	1
7	Types of haemorrhage	1
8	Varicose veins	1
9	Types of shock	1
10	Acute appendicitis	1
11	Acute pancreatitis	1
12	Acute intestinal obstruction	1
13	Acute cholecystitis with cholelithiasis	1
14	D/d of acute abdomen	1
15	Remedies of injuries	1
16	Causes of abdominal pain according to region of abdomen	1
17	Renal stone types	1
18	Glasgows coma scale	1
19	Remedies of renal stone	1
20	Types of neck swelling	1
21	Inguinascrotal swelling types	1
22	Instruments of surgery	1
23	Types of fractures	1


SPECIMENS

Sr.no.	Name	quantity
1	Kidney	1
2	Testis	1
3	Perforated intestine	1
4	Renal calculi	1
5	Appendix	1
6	Fibroadenoma	1
7	Transurethral resection of prostate	1

MODELS

Sr.no.	Name	quantity
1	Healthy liver	1
2	Gastric ulcer	1
3	Fracture of humerus (Transverse)	1
4	Deviated nasal septum	2
5	Gangrene of foot	1
6	Renal stone	1
7	Cholelithiasis	1
8	Osteoporosis	1




Principal
 Sai Homoeopathic Medical College
 and Nityanand Hospital

6	Position of piles	1
10	Made of percentage of burn	1
11	Eye	1
12	Fatty liver	1
13	Human ear anatomy	1
14	Cavity of teeth	1
15	Osteoarthritis	1
16	Types of fracture	2

INSTRUMENTS

S.No.	Name	quantity
1	Suture needle straight triangular size 10	6
2	Sinus forceps big	1
3	Sinus forceps mid	4
4	Toothed forceps	2
5	Straight artery forceps	11
6	Chalder forceps	3
7	Alles forceps (big small)	2
8	Babcocks forceps	3
9	Curved artery forceps	2
10	Swab holder	1
11	Suction cannula	1
12	Rubber catheter	1
13	Skin hook	1
14	Kidney tray	1
15	ENT set	1
16	Tracheostomy tube set	1
17	C-shaped retractor	1
18	Abdominal retractor	2
19	Bone marrow needle	2
20	Needle forceps	1
21	Spatula	1
22	Ascites tapping cannula	1
23	Spinal needles	6
24	Towel clips	22
25	Wooden spatula	6
26	Laryngoscope	2
27	Mucous suction machine	1
28	Weighing machine	0
29	Xray view box	1
30	Xray usg films	59
31	Suction needle round	4
32	Suture needle size 16	3
33	Right angle retractor	4
34	Knee hammer	1
35	Otoscope	1
36	Suture needle size 4	4
37	Suture needle size 2	6
38	Curve needle holder	1
39	Auroscope	1



Principal
Sai Homoeopathic Medical College
and Nityanand Hospital

40	Sponge holder	
41	Scissor	2
42	Double hook retractor	1
		2

BOOKS

Sr.no.	Name	quantity
1	Short practice of surgery	1
2	Othalmology-chartergee	1
3	Handbook of surgery-dr.S.A.basu	1
4	Essential of orthopedics DR.J.Maheshwari	1
5	Handpair impairment- DR.Cailliet	1
6	Undergraduate of surgery by A.K.NAN	1
7	Outline of orthopedics DR Adams	1
8	Textbook of othalmology DR.NEEMA	1
9	Principals of administration and planning by Sakharkar	1
10	Manual of cinical surgery	1

MISCELLANEOUS

1	Cupboard	1
2	Table	1
3	Black wheel chair	1
4	Dustbin	1
5	Wash basin	1
6	Fan	1
7	Bulb	1
8	Tubelight	1
9	Notice board	1
10	White board	1
		1

X-RAYS

Sr.no.	Name	quantity
1.	USG full abdomen	9
2.	USG scrotum	1
3	USG breast	1
4	XRy right ankle	1
5	XRy coccyx	1
6	XRy left hand	3
7	XRy BPH	1
8	XRy RIGHT HAND	3
9	XRy left shoulder	2
10	XRy abdomen	1
11	XRy right foot	7



Principal
Sai Homoeopathic Medical College
and Nityanand Hospital

12	XRay KUB	5
13	XRay cervical spine	1
14	XRay right wrist	1
15	XRay both foot	1
16	XRay both heel	1
17	XRay lumbar spine	2
18	XRay right forearm	1
19	XRay left calcaneus	1
20	XRay left wrist	1
21	XRay left knee	1
22	XRay right heel	1
23	XRay left index finger	1
24	XRay left forearm	1
25	XRay chest	1
26	2D Echo	1

DEAD STOCK

Sr.no.	Name
1	Chart-Breast abscess
2	Eye disease presentation
3	Osteoporosis
4	Disease of rectum
5	Gout
6	Ear nose facture
7	Gallstone
8	Hom.theraps
9	Wound healing
10	Disease of guns
11	Degree of burns
12	Pustular tonsillitis
13	Kidney specimen
14	Testes
15	Perforated intestine




Principal
Sai Homoeopathic Medical College
and Research Hospital


DEPARTMENT OF SURGERY (Annexure 21)

Space for teachers and supporting staff, demonstration room, laboratories, museum and departmental library -75 sq. mtr.

Details of items of Equipment etc available as per NCH(MES) Regulations

S. No	Items	Required	Available	Verified
1.	Allis tissue forceps	Minimum 2	2	
2.	Curved allis	Minimum 2	Not available	
3.	Mosquito forceps	Minimum 1	Not available	
4.	Tooth forceps	Minimum 4	2	
5.	Chittal forceps	Minimum 1	3	
6.	Needle holder	Minimum 1	1	
7.	Sponge holding forceps	Minimum 1	1	
8.	Allis	Minimum 1	Not available	
9.	Simple forceps	Minimum 2	Not available	
10.	Rubber catheter	Minimum 2	2	
11.	Folley's catheter	Minimum 2	2	
12.	Cannula	Minimum 4	2	
13.	Tracheal tube	Minimum 2	Not available	
14.	Straight scissor	Minimum 4	Not available	
15.	Artery forceps	Minimum 4	11	
16.	Scissors	Minimum 4	1	
17.	Proctoscope	Minimum 4	Not available	
18.	Suture material	As required	Available	
19.	Dressing material	As required	Available	
20.	Ryle's tube	Minimum 4	Not available	
21.	Catheter	Minimum 4	Available	
22.	Dressing tray	Minimum 1	1	
23.	Kidney tray	Minimum 4	3	
24.	Tray	Minimum 4	1	
25.	Dressing drum	Minimum 1	1	
26.	Auroscope	Minimum 3	1	
27.	Stethoscope	Minimum 4	4	
28.	Measuring tape	Minimum 4	4	
29.	Hammer	Minimum 4	4	
30.	Ophthalmoscope	Minimum 1	1	
31.	Tenometer	Minimum 1	Not available	
32.	Dental instruments	Minimum 1	Not available	
33.	ENT instruments	Minimum 1	1	
34.	Infant feeding tube	Minimum 1	Not available	
35.	Laryngoscope	Minimum 1	2	
36.	Retractor	Minimum 5	6	
37.	Sim's speculum	Minimum 5	Not available	
38.	Requirements in Museum			
a)	Charts or Digital display or standees or photo panel of the following namely: -			
	Items	Available/ Not Available	Verified	
I.	Differential diagnosis of swelling or examination of swelling	Available		
II.	Types of ulcer or classification of ulcer	Available		
III.	Tumor classification	Available		
IV.	Hernia classification	Available		
V.	Types of injury	Available		




Principal
 Sai Homoeopathic Medical College
 and Nityanand Hospital

VI.	Sinus and fistula	Available	
VII.	Classification of burns and Rule of Nine in burns	Available	
VIII.	Types of hemorrhage	Available	
IX.	Varicose vein	Available	
X.	Types of shock	Available	
XI.	Peptic ulcer	Available	
XII.	Acute appendicitis	Available	
XIII.	Acute pancreatitis	Available	
XIV.	Acute intestinal obstruction	Available	
XV.	Acute cholecystitis with cholelithiasis	Available	
XVI.	Differential diagnosis of acute abdomen	Available	
XVII.	Causes of abdominal pain according to the region of abdomen	Available	
XVIII.	Renal stone types	Available	
XIX.	Remedies of renal stone	Available	
XX.	Inguinoscrotal swelling types	Available	
XXI.	Types of fracture	Available	
XXII.	Remedies of injuries	Available	
XXIII.	Glasgow's coma scale	Available	
XXIV.	Types of neck swelling	Available	
XXV.	Instruments in surgery	Available	

Charts are to be prepared by the students and records are to be maintained in A4 size sheet also.

b) **The following list of specimen, namely: -**

Sl. No	Items	Available/ Not Available	Verified
1.	Lipoma	Not Available	
2.	Cyst	Not Available	
3.	Corn	Not Available	
4.	TURP: prostate	Available	
5.	Cholecystectomy	Not Available	
6.	Appendix	Available	
7.	Ganglion	Not Available	

8.	Renal stones treated by homoeopathy	Available	
9.	Bladder stone	Not Available	
10.	X-ray of fracture	Available	
11.	X-ray of Intestinal Obstruction, Sinusitis, OA Knee, Spondylosis and Spondylolisthesis	Available	
12.	X-ray of pneumonia, Emphysema and Bronchiectasis.	Available	



[Signature]
Principal
Sai Homoeopathic Medical College
and Nityanand Hospital

Details of Teaching Faculty			
Sr. No	Designation	Name of Faculty	Verified
1.	Professor	Dr. Kavita Malpani	
2.	Associate Professor	Dr. Mukund Jadhav	
3.	Assistant Professor	Dr. Priyanka Patil	
Non-Teaching Staff			
1.	Multi-Tasking Staff	1	



Principal
 Sai Homoeopathic Medical College
 and Nityanand Hospital