



सै होम्योपैथिक मेडिकल कॉलेज & नित्यानंद हॉस्पिटल

(Approved by C.C.H., New Delhi, Recog. by State Govt, of Maharashtra, Affiliated to M.U.H.S. Nasik.)

Dugad Phata, Tal. Bhiwandi, Dist. Thane - 421 302 (M.S.) ☎ : 02522-288877, Fax : 02522-288866

E-mail : sai hmc@rediffmail.com | Website : www.sai hmc.com | Mob.: 8856931432 / 7499998694

Ref. No.: JMT / SHMC /

Date : / /

College Name	Sai Homoeopathic Medical College and Nityanand Hospital	
Department Name	Practice of Medicine	
Area of Department :-	43.39 sq. mt	
Faculty List		
Sr. No.	Name of Teacher	Designation
1	Dr. Sanjay Shukla	Professor HOD
2	Dr. Nikhil Shasane	Associate professor
3	Dr. Alpana Pramanik	Assistant professor
4	Dr. Pankaj Titar	Assistant Professor
5	Dr. Laxman Waghmare	Guest Professor
6	Dr. Saif Pathaan	Assistant Professor


Department Area

Sr. No.	Area	As Per MSR	College
	Total Area	60 sq. mt	43.39 sq. mt
1	Department Room	Available	
2	Museum cum demonstration room	Available	
3	Clinical discussion room	Available	
4	Departmental Library	Available	
5	Equipment as Specified in Schedule III of MSR	Available	

Distribution of Lectures & Demonstration

Sr.no.	Name of teacher	Lectures & Demonstration					
		2 nd year 2025-2026		3 rd year 2025-2026		4 th year 2025-2026	
		Lecture	Clinics	Lecture	Clinics	Lecture	Clinics
1.	Dr. Sanjay Shukla	-	-	-	-	25	47
2.	Dr. Nikhil Shasane	22	23	15	4	26	49
3.	Dr. Alpana Pramanik	-	5	7	21	35	13
4	Dr. Pankaj Titar	1	25	1	1	28	44
5.	Dr. Laxman Waghmare	-	-	-	-	-	13
6.	Dr. Saif Pathaan	21	17	24	29	25	11
	Total	44	70	47	55	159	187




Principal
Sai Homoeopathic Medical College
and Nityanand Hospital

Sr. No.	Name of the Staff	Lectures	Demonstration
1	Dr. Sanjay Shukla	66	00
2	Dr. Nikhil Shasane	101	45
3	Dr. Alpana Pramanik	77	39
4	Dr. Pankaj Titar	29	22

Distribution of Lectures & Demonstration 3rd

Sr. No.	Name of the Staff	Lectures	Demonstration
1	Dr. Sanjay Shukla	38	00

Distribution of Lectures & Demonstration 4th Year (Proposed)

Sr. No.	Name of the Staff	Lectures	Demonstration
1	Dr. Sanjay Shukla	32	56
2	Dr. Nikhil Shasane	79	105
3	Dr. Alpana Pramanik	42	75
4	Dr. Pankaj Titar	39	75

Distribution of Lectures & Demonstration 3rd Year (Proposed)

Sr. No.	Name of the Staff	Lectures	Demonstration
1	Dr. Sanjay Shukla	32	43
2	Dr. Nikhil H. Shasane	35	44

CHARTS

SR.NO.	NAME	QUANTITY
1	Causes of breathlessness	01
2	Types of murmurs and associated clinical conditions	01
3	Non abdominal elements of GIT examination	01
4	Abnormal auscultation sound in GI examination	01
5	Glassgow coma scale	01
6	Types of gait	01
7	CVS examination	01
8	Respiratory system examination	01
9	Abdominal examination	01
10	Genitourinary system examination	01
11	CNS examination	01
12	Clinical examination in blood disorder	01
13	Endocrine system examination	01
14	Gout	01
15	Causes of dyspnea	01
16	Causes of palpitation	01
17	causes of chest pain	01
18	Causes of vertigo	01
19	Causes of bleeding per rectum	01



Principal
Sai Homoeopathic Medical College
and Nityanand Hospital

20	Normal ECG	01
21	Hormones of pituitary gland	01
22	Liver crrhosis, hepatitis	01
23	Difference between haemoptysis, haematemesis and malaena	01
24	Acidity , heartburn, acid ingestion ,stomach ulcer	
25	Retention of urine	01

INSTRUMENTS

SR.NO.	NAME	QUANTITY
1	Stethoscope	01
2	Bp apparatus	01
3	Pregnancy test	00
4	Foleys catheter	03
5	Male cots catheter	01
6	Nelsons chamber	01
7	Nebulization mask	02
8	Tongue depressor	02
9	Hand gloves box	01
10	3 ways valves	04
11	Insulin syringe	01
12	Tuberculin syringe	01
13	Scalp vein set	05
14	Oral clinical thermometer	01
15	BD vein flow	05
16	Urine drainage bag	02
17	BD syringe [2ml]	04
18	Iv drip set	02
19	Infant feeding tube	01
20	Ryles tube	02
21	BD Syringe [5ml]	03
22	Bone marrow needle	01
23	ENT set	01
24	Weight machine	01
25	Kidney tray	03
26	Scissors	01
27	Tracheal tube	02
28	ECG machine	01
29	Spirometer	01
30	Straight artery forceps	02
31	Kelly's clamp	02
32	Alleys forceps	02



Principal
Sai Homoeopathic Medical College
and Nityanand Hospital

MODELS

SR.NO.	NAME	QUANTITY
1	Bone vertebral column	01
2	Jumbo heart model	01
3	Lung model	01
4	Brain model	01
5	Hepatobiliary system	01
6	Ambu bag	01
7	Mannequin (IDR mode)	01
8	RESPIRATORY PATHOLOGIES DIFFERENTIATION	01
9	NEPHROTIC & NEPHRITIC SYNDROME – CLINICAL DIFFERENTIATION	01
10	Lung volumes	01
11	Nail disease	01
12	Oedema types	01
13	Circle of willies	01
14	Tracheal shift	01
15	CARDIAC VALVES AND MURMURS	01
16	RESPIRATORY SOUNDS	01

EQUIPMENTS

SR.NO.	NAME	QUANTITY
1	big cupboard	01
2	Tables	02
3	Chairs	04
4	Tube light	02
5	Fans	01
6	Bed plain	01
7	Mattresses	02
8	CFL bulb	00
9	Notice board white	01
10	Metal rack	01
11	Hospital curtain stand	01
12	Partition	01
13	X-ray view box	01

XRAY / USG / CT SCAN

SR.NO.	NAME	QUANTITY
1	Chest x-ray	68
2	X-ray pelvis	01
3	2D Echo	21
4	USG abdomen	21
5	USG Obstetrics	01





Principal
 Sai Homoeopathic Medical College
 and Nityanand Hospital

6	USG Breast	01
7	USG KUB	04
8	CT SCAN	13
9	X-ray KUB	01
10	X-ray abdomen	01
11	X-ray PBH	01
12	X-ray c spine	05
13	X-ray knee	03

MAGAZINES

SR.NO.	NAME	QUANTITY
1	CM SB2 VOL. NO.1	01
2	HOMEObUZZ VOL.12 NO.9 DEC 2016	01
3	HOMEObUZZ VOL.12 NO.8 NOV 2016	01
4	HOMEObUZZ VOL.12 NO.11 FEB 2017	01
5	HOMEObUZZ VOL.12 NO.13 JUNE 2016	01
6	HOMEObUZZ VOL.12 NO.1 APRIL 2016	01
7	HOMEObUZZ VOL.12 NO.4 JULY 2016	01
8	HOMEObUZZ VOL.12 NO.12 MARCH 2017	01
9	HOMEObUZZ VOL.12 NO.6 SEPT 2016	01
10	HOMEObUZZ VOL.12 NO.5 AUG 2016	01
11	HOMEObUZZ VOL.12 NO.10 JAN 2017	01
12	APJORISM VOL 12 NO. 3 SEPT NOV 2014	01
13	CMI VOL. 2 NO.11	01
14	CME DIGEST VOL.14	01
15	APJORISM VOL 11 NO. 4 MARCH 2013 , FEB 2014	01




 Principal
 Sai Homoeopathic Medical College
 and Nityanand Hospital

BOOKS

SR.NO.	NAME	QUANTITY
1	TEXTBOOK OF MEDICINE API 8 TH EDITION VOL. 1	01
2	TEXTBOOK OF MEDICINE API 8 TH EDITION VOL. 2	01
3	TEXTBOOK OF PRACTICE OF MEDICINE GOLLWALLA 23 RD EDITION	01
4	ESSENTIAL PAEDIATRICS O.P. GHAI 7 TH EDITION	01
5	PRINCIPLES & PRACTICE OF MEDICINE DAVIDSONS 21 ST EDITION	01
6	INTRODUCTION PSYCHOLOGY MEGAN & KING	01
7	HUTCHISON'S CLINICAL MEDICINE 18 TH EDITION	01
8	TREATISE ON ORGANON OF MEDICINE DR. AK DAS	01
9	A SHORT TEXTBOOK OF PSYCHIATRY BY NEEARAJ AHUJA	01
10	PRINCIPLES OF INTERNAL MEDICINE HARRISON'S 18 TH EDITION VOL.2	01
11	PJ MEHTAS PRACTICE OF MEDICINE	01
12	PRINCIPLES OF INTERNAL MEDICINE HARRISON 11 TH EDITION VOL. 1	01
13	PRINCIPLES OF INTERNAL MEDICINE HARRISON 11 TH EDITION VOL. 2	01
14	POCKET MANUAL OF MATERIA MEDICA WILLIAM BOERICKE	01
15	ORGANON OF MEDICINE SAMUEL HAHNEMANN	01
16	12 TISSUES REMEDIES BY SSCHULERS (WILLIAM BOERICKE)	01
17	CONCISE REPERTORY DR. SR PHATAK	01




 Principal
 Sai Homoeopathic Medical College
 and Nityanand Hospital

ORGAN SPECIMEN

SR.NO.	NAME	QUANTITY
1	HEART	01
2	NECROSIS OF LUNG	01
3	SPLEEN	01
4	KIDNEY WITH ADRENAL GLAND SPECIMEN	01
5	OESOPHAGUS	01
6	STOMACH	01

DEPARTMENT OF PRACTICE OF MEDICINE WITH ESSENTIALS OF PHARMACOLOGY (UG) (Annexure 24 a)

A SEPARATE VISITING FACULTY WITH THE MINIMUM DESIGNATION OF ASSISTANT PROFESSOR HAVING QUALIFICATIONS AS SPECIFIED IN SCHEDULE III SHALL BE ENGAGED FOR TEACHING OF ESSENTIALS OF PHARMACOLOGY

Space for teachers and supporting staff, demonstration room, laboratories, museum and departmental library-75 sq. mtr.

Space for Post Graduate students, discussion rooms, Post Graduate Teaching faculty room and

Departmental Library -90 sq. mtr.

Details of items of Equipment etc available as per MES(MES) Regulations

1. Requirement in Museum

A. List of Instruments

S. No	Items	Available in number	Verified
a.	Forceps or adson	02	
b.	Forceps or brain tissue or forceps or debakey or sponge	00	
c.	Clamp or bulldog or crafoord or hemostat or kelly	02	
d.	Tracheostomy tube	02	
e.	Ryles tube	02	
f.	Bone marrow biopsy needle	01	
g.	Liver biopsy needle	00	
h.	Red rubber catheter	01	
i.	Spirometer – hand held	01	
j.	ECG machine	01	
2.	Charts or Digital display or standees or photo panels of the following, namely: -		
S. No	Items	Available in number	Verified
a.	Causes of breathlessness	01	
b.	Types of murmur and associated clinical conditions	01	




Principal
 Sai Homoeopathic Medical College
 and Nityanand Hospital

c.	Non-abdominal elements of Gastrointestinal examination	01	
d.	Abnormal auscultation sounds in Gastrointestinal examination	01	
e.	Glasgow coma scale	01	
f.	Types of gait	01	


g.	The cardiovascular system (CVS) examination	01	
h.	The respiratory system examination	01	
i.	The abdominal examination	01	
j.	The genitourinary system examination	01	
k.	The nervous system examination	01	
l.	Clinical examination in blood disorders	01	
m.	Endocrine system examination	01	
n.	Normal hematological and biochemical values	01	
o.	Pulmonary function test study chart	01	

Charts are to be prepared by the students and records are to be maintained in A4 size sheet also.

3.

Models of the following, namely: -

Sr. No	Items	Available in number	Verified
a.	Lung volumes	01	
b.	Nail diseases	01	
c.	Edema – types	01	
d.	Cardiac valves – and murmurs	01	
e.	Respiratory pathologies – differentiation	01	
f.	Breath sounds – normal and abnormal	01	
g.	Added sounds – pathologies	00	
h.	Trachea – shifting, causes and differentiation	01	
i.	Circle of Willis – pathologic association with cerebral blood vessels and differentiation	01	
j.	Nephrotic and nephritic syndrome – clinical differentiation	01	
k.	Right heart failure vs. left heart failure	01	



Principal
Sai Homoeopathic Medical College
and Nityanand Hospital

4.	X-ray films of the following, namely: -		
A.	Chest		
Sr. No	Items	Available in number	Verifi ed
a.	Normal chest	58	
b.	Interstitial lung disease	00	
c.	Atelectasis of lung	00	
d.	Segmental and lobar opacities of lung	00	
e.	Multifocal ill-defined opacities	00	
f.	Diffuse fine nodular opacities	00	
g.	Nodules and masses in lung	00	
h.	Solitary or multiple lucent lesions of lung	00	
i.	Pneumothorax	03	
j.	Pleural effusion or hemothorax or empyema	00	
k.	Emphysema	01	
l.	Cardiomegaly		
B.	Abdomen		
Sr. No	Items	Available in number	Veri fied
a.	Intraperitoneal air	00	
b.	Bowel obstruction	00	
c.	Stones	01	
d.	Pancreatic calcifications	01	
Sr. No	Items	Available in number	
C.	Intravenous pyelogram	00	
Sr. No	Items	Available in number	
D.	Cervical spine and lumbar spine	01	
Sr. No	Items	Available in number	
E.	Knee and ankle	03	




Principal
 Sai Homoeopathic Medical College
 and Nityanand Hospital


5.			
CT scan of the head. *			
Sr. No	Items	Available in number	Verified
a.	Hemorrhage – intra-parenchymal, subarachnoid, subdural, epidural	00	
b.	Trauma	00	
c.	Stroke – ischemic, hemorrhagic	00	
d.	Mass effect	00	
e.	Hydrocephalus	00	
Sr. No	Items	Available in Number	
6.	CT scan of chest and thorax	00	



Principal
Sai Homoeopathic Medical College
and Nityanand Hospital

7.	Reports:		
Sr. No	Items	Available in Number	
a.	Endoscopy report	00	
b.	Colonoscopy report	00	
8.	Details of Teaching Faculty		
Teaching Staff			
Sr. No	Designation	Name of faculty	Verified
	Professor	Dr. Sanjay Shukla	
	Associate Professor	Dr. Nikhil Shasane Dr. Alpana Pramanik	
	Assistant Professor	Dr. Pankaj Titar Dr. Saif Ali Pathan	
Non-Teaching Staff			
	Multi-tasking staff		




Principal
Sai Homoeopathic Medical College
and Nityanand Hospital