



इसो होमोपैथिक मेडिकल कॉलेज & नित्यानंद हॉस्पिटल

(Approved by C.C.H., New Delhi, Recog. by State Govt. of Maharashtra, Affiliated to M.U.H.S. Nasik.)

Dugad Phata, Tal. Bhlwandi, Dist. Thane - 421 302 (M. S.) : 02522-288877, Fax : 02522-288866, Mobile : 749998694

E-mail : saihec@rediffmail.com Website : www.saihec.com

Ref No. JMT / SHMC /

Date : / /

College Name	Sai Homoeopathy Medical College & Nityanand Hospital	
Department Name	Physiology including Biochemistry	
Area of Department: -	132.25sq. mt	
Faculty List		
Sr. No.	Name of Teacher	Designation
1	--	--
2	DR. SAVITA SAHANI	ASSISTANT PROFESSOR
3	DR. JUILEE JADHAV	ASSISTANT PROFESSOR
4	DR. C.B. GANDHE	GUEST PROFESSOR

Department Area

Sr. No.	Area	As Per MSR	College
	Total Area	90 sq.mt	132.25 sq.mt
1	Department Room	AVAILABLE	
2	Physiology Lab / Biochemistry Lab	AVAILABLE	
3	Museum and Demonstration Room	AVAILABLE	
4	Equipment as Specified in Schedule III of MSR	AVAILABLE	

Distribution of Lectures & Demonstration, Practical, Applied Physiology 1st Year 2015

A.Y.-2022-23

Sr. No.	Name of the Staff	Lectures	Demonstration	Practical	Applied
1	Dr.Savita Sahani	77	10	72	30
2	Dr.Dilip Tiwari	32	-----	-----	-----
3	Dr.Juilee Jadhav	132	34	145	69
4	Dr.C.B.Gandhe	67	-----	-----	-----

Distribution of Lectures & Demonstration, Practical, Applied Physiology 1st Year 2015


A.Y.-2023-24

Sr. No.	Name of the Staff	Lectures	Demonstration	Practical	Applied
1	Dr.Savita Sahani	102	22	103	91
2	Dr.Juilee Jadhav	151	20	94	----
3	Dr.C.B.Gandhe	72	----	----	----



Principal
Sai Homoeopathy Medical College
and Nityanand Hospital

27.	PICRIC ACID	400gms	1
28.	POTTASIAM FRIGG ACID	500gms	1
29.	METHIYL RED	500gms	1
30	CHOLOROPHENOL RED	100gms	1
31.	LEAD OXALATE SOLUTION	300gms	1
32	FORMALDEHYDE	500gms	1
33	FEERIC CHLORIDE	400ml	1
34	BARIUM CHLORIDE	750ml	1
35	IODION 0.1 Ncl 10%	500ml	1
36	CALCIAL ACTETIC ACID	500gms	1
37	NITRIC ACID	250gms	1
38	PHENOPHTHALIN	250gms	1
39	SILVER NITRATE	500gms	1
40	NL 10 Hcl	100ml	1
41	BENZIDINE POWDER	250gms	1
42	METHYELENE BLUE	500ml	1
43	AMMONIUM SOLUTION	500ml	1
44	BARFOED REAGENT	500ml	2
45	SULPHUR POWDER	-	1
46	HYDROGEN PEOXIDE LIQUID	-	1
47	ACETONE LIQUID	-	1
48	NESSLER'S REAGENT	-	1
49	POTASSIUM OXALATE	-	1
50	SODIUM NITRATE	-	1
51	SODIUM SULPHIDE FLAKES	-	1
52	NITRIC ACID 70%	-	1
53	BENZIDINE	-	1
54	HYDROGEN PER OXIDE	-	1
55	HLSO4	-	2
56	1-NAPHTHALOL	-	1
57	SODIUM SOLUTION	-	1
58	HEPARIN SOLUTION	-	1
59	SODIUM ACETATE 38%	-	1
60	0.1 HYDROXIDE SOLUTION	-	1
61	GALCIAL ACETIC ACID	-	1
62	FORCHETS FELHING SOLUTION	-	2
63	AMMONIUM OXALATE	-	1
64	PHOSPHATE POWDER	-	1
65	URASE POWDER	-	1
66	COPPER SULPHATE	-	1
67	SURGICAL SPIRIT	-	1
68	SODIUM BICARBONATE	-	1
69	CONE NITIRIC ACID REAGENT	-	1
70	SODIUM HYDROXIE SOLUTION	-	2
71	LEAD ACETATE	500ml	1
72	HYPOBROMITE SOLUTION	500 mL	1
73	DILUTE FORMALIN	500 ml	1
74	SODIUM HYDROXIDE POWDER	400 gm	1
75	H35O4	500 ml	1
76	MALTOSE	500 gm	1
77	SELIWANOFF'S REAGENT	500 ml	1
78	MOLISCH'S SOLUTION	500 ml	1
79	FEHLING, A&B	500 ml	2
80	POTTASIAM FERROUS	500 ml	1




Amie

HOT AIR OVEN (ELECTRIC)	1
DOUBLE DISTILLATION APPARATUS GLASS	2
CENTRIFUGE, MEDIUM SPEED, ELECTRIC	3
GLASS WARE LIKE PIPETTE, BURETTES, WIRE GOUGE WITH ASBESTOS, CENTRE HOT PLATE, STOVE, SYRINGES, BURNERS, RUBBER TUBING STAND CLAMPS, FLASK ETC.	AS REQUIRED
PH METER	3
DOUBLE DEMONSTRATION EYEPIECE	1
POLYPROPYLENE SEPARATORY FUNNEL	4
GLASS SLIDES	50
STIMULATOR	1
LAB TUBES	100
PLETHYSMOGRAPH	3
TEST TUBE	62
COVER GLASS	20 BOX
CAPLARI TUBE	4 BOX
ELECTRIC MICROSCOPE	1
REVOLVING DRUM	2
LACTOMETER	3
FLASK (1000 ml)	2
SUCKING PIPETTE (1/10)	10
SUCKING PIPETTE (1/100)	10

LIST OF CHEMICALS:-

SR.NO	CHEMICALS		QUANTITY
1.	MERCURIC SULPHATE	500 ml	2
2.	WBC DILUTING FLUID	500 ml	2
3.	RBC DILUTING FLUID	500 ml	2
4.	LEISHMEIN STAIN	500 ml	1
5.	FELHINGS SOLUTION-A	200 ml	1
6.	FELHINGS SOLUTION-B	1000 ml	1
7.	IODINE SOLUTION	400 ml	2
8.	ALHA NAPHTHANOL	500 ml	2
9.	Na HYDROBROMIDE	250 ml	1
10.	Na ACETATE	200 ml	1
11.	Na NITRATE	200 ml	1
12.	BENEDICTS SOLUTION	500 ml	2
13.	NESSLER'S REAGENT	300ml	1
14.	MELLARIES REAGENT	500 ml	1
15.	Na PURSSIDE	500 ml	1
16.	SALIWAFREFRES REAGENT	100 ml	1
17.	AMMONIUM OXALATE	300 ml	1
18.	AMMONIUM HYDRATE	410 ml	1
19.	AMMONIUM SULPHATE	100 ml	1
20.	AMMONIUM PHOSPHATE POWER	250 gms	1
21.	LACTOSE POWDER	400 gms	1
22.	FRUCTOSE POWDER	300 gms	2
23.	SULPHUR POWDER	250 gms	1
24.	EGG ALBUMIN POWDER	400 gms	1
25.	STRACH POWDER	100 gms	1
26.	PHENYL HYDROCHLOXIDE POWDER	500 gms	1




Principal
Sai Homoeopathic Medical College
and Nityanand Hospital

42	Hip joint	1
43	Muscular system	1
44	Shoulder system	1
45	Foot & toes joint	1
46	Elbow joint	1
47	Wrist joint	1
48	Knee joint	1
49	Nervous system	1
50	Types of teeth	1

LIST OF INSTRUMENTS: -

NAME OF THE INSTRUMENTS	QUANTITY
MEDICAL MICROSCOPE	30 (WITH SPARE PIPETTES)
EQUIPMENT FOR ESR ESTIMATION / WESTERGRÉN'S ESR ON STAND	56 (WITH SPARE PIPETTES)
HAEMATOCRIT TUBES	90 (WITH SPARE)
AUTO ANALYZER OR SEMI AUTO ANALYZER	1
HAEMOGLOBINOMETER SAHIL	22 (WITH SPARE)
HAEMOCYTOMETER	18 (WITHOUT PIPETTE)
SPHYGMOMANOMETER	25
STETHOSCOPE	26
CLINICAL THERMOMETER (DIGITAL)	28
KNEE HAMMER	24
TUNING FORKS TO TEST HEARING (32 -10000 HZS)	1 SET
STETHOGRAPHSOR PNEUMOGRAPHS	5
ELECTROCARDIOGRAPHY (ECG MACHINE)	1
ELECTRONIC STOP WATCHES 1/10 SEC	4
GLASS DISTILLATION (DOUBLE) APPARATUS	2
CENTRIFUGE (MEDIUM SPEED)	3
COLORIMETER (PHOTO ELECTRIC)	5
PH METER ELECTRIC	3
COLOUR PERCEPTION LANTERN (EDRIDGE GREEN)	2
INCUBATOR	1
EDUCATIONAL CD, DVD, FILM, SLIDE, MODLELS, WITH AUDIO VISUAL AIDS	AS REQUIRED
PERIMETER	2
SPIROMETER	3
TONOMETER	1
HANDGRIP DYNAMOMETER	1
BICYCLE ERGOMETER	1
ELECTRONIC / MONOPAN BALANCE	1
CENTRIFUGE	1
BALANCE, CHEMICAL /ORDINARY	2
WATER BATH	2
URINIMETER	25
HYDROMETER (0.7000 TO 1.00)	3
ALBUMINOMETER	10
GLUCOMETER	11
THERMOMETER	12
CALORIMETER	5




Praveen

42	Hip joint	1
43	Muscular system	1
44	Shoulder system	1
45	Foot & toes joint	1
46	Elbow joint	1
47	Wrist joint	1
48	Knee joint	1
49	Nervous system	1
50	Types of teeth	1

LIST OF INSTRUMENTS: -

NAME OF THE INSTRUMENTS	QUANTITY
MEDICAL MICROSCOPE	30 (WITH SPARE PIPETTES)
EQUIPMENT FOR ESR ESTIMATION / WESTERGREN'S ESR ON STAND	56 (WITH SPARE PIPETTES)
HAEMATOCRIT TUBES	90 (WITH SPARE)
AUTO ANALYZER OR SEMI AUTO ANALYZER	1
HAEMOGLOBINOMETER SAHIL	22 (WITH SPARE)
HAEMOCYTOMETER	18 (WITHOUT PIPETTE)
SPHYGMOMANOMETER	25
STETHOSCOPE	26
CLINICAL THERMOMETER (DIGITAL)	28
KNEE HAMMER	24
TUNING FORKS TO TEST HEARING (32 -10000 HZS)	1 SET
STETHOGRAPHSOR PNEUMOGRAPHS	5
ELECTROCARDIOGRAPHY (ECG MACHINE)	1
ELECTRONIC STOP WATCHES 1/10 SEC	4
GLASS DISTILLATION (DOUBLE) APPARATUS	2
CENTRIFUGE (MEDIUM SPEED)	3
COLORIMETER (PHOTO ELECTRIC)	5
PH METER ELECTRIC	3
COLOUR PERCEPTION LANTERN (EDRIDGE GREEN)	2
INCUBATOR	1
EDUCATIONAL CD, DVD, FILM, SLIDE, MODLELS, WITH AUDIO VISUAL AIDS	AS REQUIRED
PERIMETER	2
SPIROMETER	3
TONOMETER	1
HANDGRIP DYNAMOMETER	1
BICYCLE ERGOMETER	1
ELECTRONIC / MONOPAN BALANCE	1
CENTRIFUGE	1
BALANCE, CHEMICAL /ORDINARY	2
WATER BATH	2
URINIMETER	25
HYDROMETER (0.7000 TO 1.00)	3
ALBUMINOMETER	10
GLUCOMETER	11
THERMOMETER	12
CALORIMETER	5



Principal
 SAI Homocopathic Medical College
 and Nitvanand Hospital

36	Extra systole	1
37	Long refractory period	1
38	The events of cardiac cycle	1
39	Genesis of Tetanus (730 stin/sec)	1
40	Action potential in myocoinated nerve fibre	1
41	Strength duration curve	1
42	ECCG	1
43	Action potential to Purkinje fibres	1
44	Muscular fatigue	1

PROJECTION SLIDES: -


SR.NO.	NAME	QUANTITY
1	Retina	1
2	Human endocrine gland	1
3	The sense of table	1
4	Working of Heart	1
5	Alveoli	1
6	Human spinal cord	1
7	Reflex	1
8	Nasal cavities	1
9	Pituitary gland	1
10	Human lymphatic system	1
11	Testis & seminiferous tubules	1
12	Autonomous nervous system	1
13	Human immune deficiency virus	1
14	Developing ovum	1
15	Uterus & fetus	1
16	Action of hormones	1
17	Growth	1
18	Human female reproductive system	1
19	Human male reproductive system	1
20	Excretory system	1
21	Human brain	1
22	Mammary gland	1
23	Thyroid gland & rib structure	1
24	Chamber of the ruminant stomach	1
25	Respiratory system	1
26	Lymph vascular system	1
27	Spiral nerve	1
28	Blood cells	1
29	Digestive system	1
30	Human eye	1
31	Nerve cell	1
32	Birth of baby	1
33	Human teeth	1
34	Human ear	1
35	Human ultrafiltration	1
36	Vestigial structure	1
37	Menstrual cycle	1
38	Excretory system	1
39	Circulatory system	1
40	Skeletal system	1
41	Human heart	1



7	TEXTBOOK OF MEDICAL PHYSIOLOGY(11 TH EDITON)	GUYTON & HALL	1
8	SAMSON WRIGHT APPLIED PHYSIOLOGY(13 TH EDITION)	CYRIL AERICNEIL & NORMAN JOEL	1
9	TEXTBOOK OF MEDICAL PHYSIOLOGY	SAMBULINGUM	1
10	TEXTBOOK OF MEDICAL PHYSIOLOGY(9 TH EDITION)	GUYTON & HALL	1
11	TEXTBOOK OF MEDICAL PHSIOLOGY	SUJIT K CHOUDHARI	1

LIST OF GRAPHS:-

SR.NO	GRAPHS NAMES	QUANTITY
1.	Effect of two successive stimuli (after relaxation phase)	1
2.	Compound action potential	1
3.	Effects of two successive stimuli (during contraction phases)	1
4.	Effect of vagus& descent Stimuli	1
5.	Oxygen dissociation curve	1
6.	Genesis of tetany (5 stimulus)	1
7.	Perfusion of isolated frog's heart & effect of ions	1
8.	Vagus escape	1
9.	Effect of nicotine on frog's heart	1
10.	Effect of vagusstanniusligalateral on the frog heart	1
11.	Nontenizing property	1
12.	Effect of free loading	1
13.	Effect of acetylcholine on frog heart	1
14.	Muscular fatigue	1
15.	Staircase phenoneman	1
16.	Starting 's law	1
17.	Effect of two successive stimuli (simple curve)	1
18.	Property of all & none law	1
19.	Effect of after loading	1
20.	Effect of adrenaline heart	1
21.	Genesis of tetanus	1
22.	Effect of two successive stimuli	1
23.	Jugular venous pulse heart showing a.c.& v waves	1
24.	Effect of free loading	1
25	Genesis of Tetanus (10 stimulus)	1
26	Effect of two successive stimuli	1
27	Jugular venous pulse heart showing a.c. & v waves	1
28	Effect of free loading 10 ns. M.T.	1
29	Effect of two successive stimuli	1
30	Arterial pulse having shaking by flow of pulse impulse	1
31	Stethography	1
32	Gradation of stimuli	1
33	Genesis of Tetanus (75-20 time/sec)	1
34	Simple muscle twitch	1
35	Effect of after loading	1



Principal
Sai Homoeopathic Medical College
and Nityanand Hospital

43	HORMONES SECRETION GLANDS & CELLS	1
44	LYMPHATIC SYSTEM	1
45	NERVOUS SYSTEM	1
46	HEART	1
47	SKIN & HAIR	1
48	RESPIRATORY SYSTEM	1
49	STRUCTURE OF EYE	1
50	HEART BEATS	1
51	TEETH & GUMS	1
52	HUMAN BODY	1
53	GLYCOLYSIS	1
54	KREBS CYCLE	1
55	AMINO ACID & CLASSIFICATION	1
56	BALANCE DIET	1
57	PROTEIN METABOLISM	1
58	LIPID METABOLISM	1

LIST OF MODELS:-

SR.NO.	NAME	QUANTITY
1	EYE	1
2	TEETH	1
3	KIDNEY	1
4	SPLEEN	1
5	LIVER	1
6	STOMACH	1
7	TONGUE	1
8	HUMAN EXCRETORY SYSTEM	1
9	HUMAN EYE	1
10	HUMAN LIVER	1
11	HUMAN KIDNEY	1
12	HUMAN NECK WITH MUSCLE	1
13	HUMAN REPRODUCTIVE SYSTEM - MALE	1
14	HUMAN REPRODUCTIVE SYSTEM- FEMALE	1
15	HUMAN SKIN	1
16	HUMAN BODY	1

LIST OF DEPARTMENT BOOKS:-


SR.NO	BOOKS	NAME OF AUTHOR	QUANTITY
1	TEXTBOOK OF BIOCHEMISTRY(6 TH EDITION)	A.V.S.S RAMA RAO	1
2	HANDBOOK OF HUMAN PHYSIOLOGY(7 TH EDITION)	VIDYA RATAN	1
3	HUMAN PHYSIOLOGY	Dr C.C chaterjee	2
4	FUNDAMENTAL OF BIOCHEMISTRY	Dr A.C Deb	1
5	PRACTICAL PHYSIOLOGY	Dr smt Vijaya and Dr joshi	1
6	PRICIPLE OF ANATOMY AND PHYSIOLOGY(12 TH EDITION)	J TORTORA BOYAN &H.DERICKSEN	1




Principal
Sai Homoeopathic Medical College
and Nityanand Hospital

LIST OF CHARTS:-

SR.NO.	NAME	QUANTITY
1	CLOTTING MECHANISM	1
2	MUSCLE PHYSIOLOGY	1
3	HUMAN PHYSIOLOGY [CIRCULATION OF BLOOD]	1
4	HUMAN PHYSIOLOGY [STRUCTURE OF EAR]	1
5	MUSCLE PHYSIOLOGY	1
6	NEURO MUSCULAR JUCTION	1
7	STRUCTURE OF CELL	1
8	STRUCTURE OF HEART	1
9	FORMATION OF BILE FROM LIVER	1
10	OSMOLAR SUBSTANCE INTER CELLULAR & EXTRA CELLULAR	1
11	MUSCULAR SKELETAL	1
12	OLFACTORY PATHWAY	1
13	RESPIRATORY SYSTEM UNIT	1
14	ENDOCRINE SYSTEM IN HUMAN	1
15	HUMAN BODY	1
16	MUSCLE PHYSIOLOGY	1
17	RESPIRATORY SYSTEM	1
18	HUMAN DIGESTIVE SYSTEM	1
19	VISUAL PATHWAY	1
20	STARLING HYPOTHESIS	1
21	STRUCTURE OF EAR	1
22	VISUAL PATHWAY	1
23	ACTION POTENTIAL	1
24	HUMAN PHYSIOLOGY [KIDNEY, SKIN, HAIR, EXCRETORY ORGAN]	1
25	CARDIAC CYCLE & HEART SOUND	1
26	IMMUNE	1
27	BILIRUBIN METABOLISM	1
28	CELLS OF THE IMMUNE SYSTEM	1
29	STRUCTURE OF SKIN	1
30	SKELETAL MUSCLE	1
31	PYRAMIDAL TRACTS	1
32	CELLS OF IMMUNE SYSTEM	1
33	STRUCTURE OF GENERALIZED CELL	1
34	FORMATION OF TISSUE FLUID	1
35	CHEMICAL REGULATION OF R.S	1
36	CELL STRUCTURE	1
37	STRUCTURE OF NEUROMUSCULAR JUCTION	1
38	CELLS OF IMMUNE SYSTEM	1
39	NEUROMUSCULAR JUCTION	1
40	HUMAN DIGESTIVE SYSTEM	1
41	STRUCTURE OF SKIN	1
42	COMPONENTS OF EAR	1




 Principal
 Sai Homoeopathic Medical College
 and Nityanand Hospital